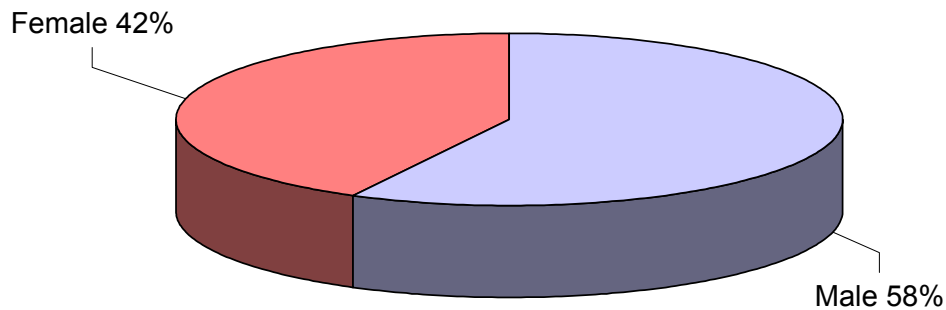


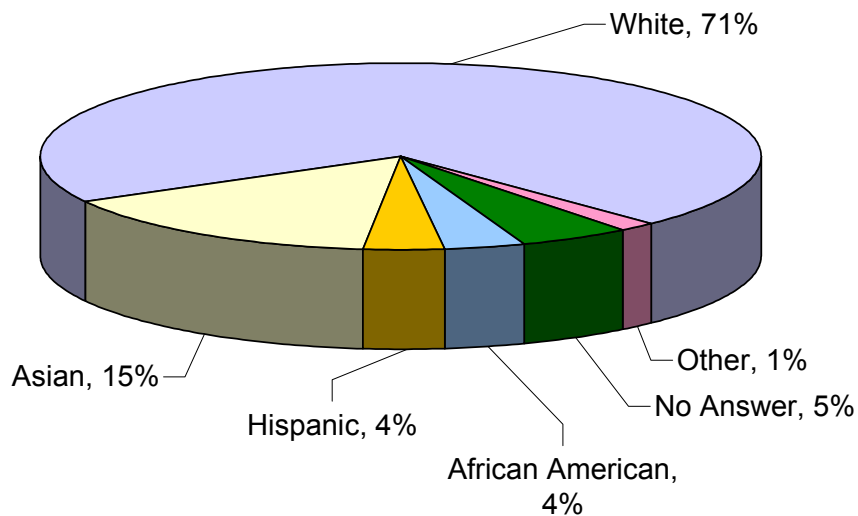
WORKSHOP PARTICIPANTS – DEMOGRAPHIC INFORMATION

The workshop program has attracted a diverse group of participants, with high levels of representation by women, underrepresented minorities, instructors for a variety of types of institutions, and with different length of teaching experience.

- » *42 % of participants were female*
(Participants' gender, reported in 137 responses to LTE)

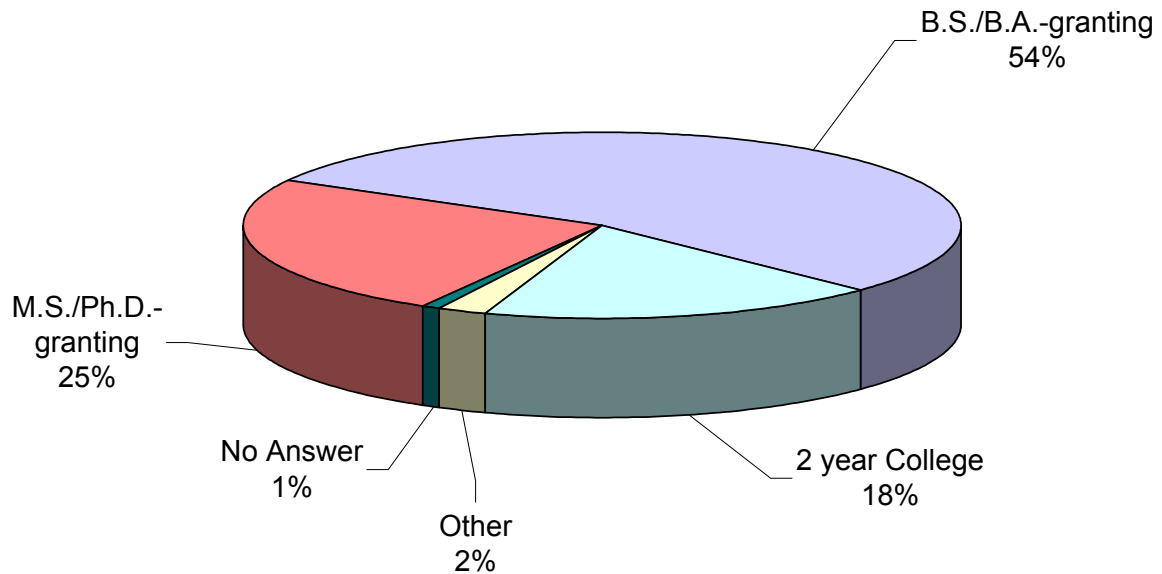


- » *23% of participants were non-white or Hispanic*
(Participants' ethnicity, reported in 137 responses to LTE)



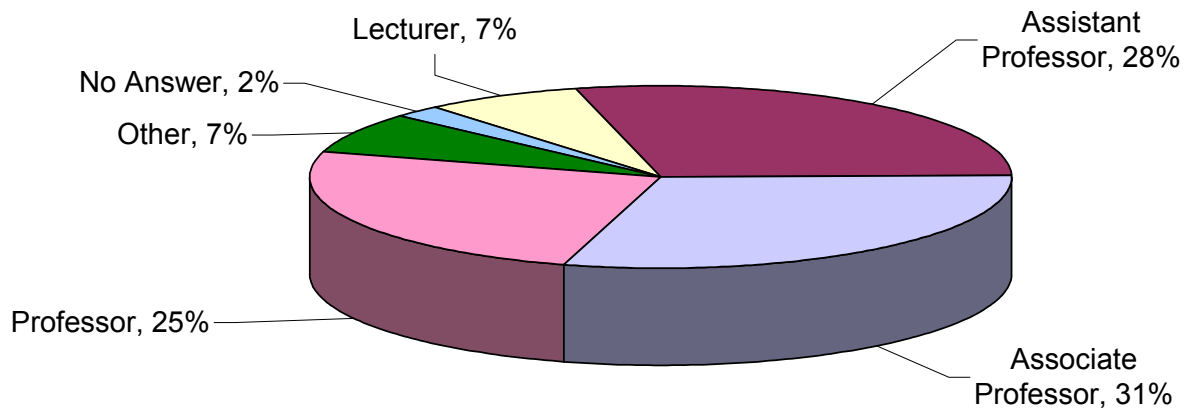
» *Participants represented a variety of types of institution*

(Highest degree awarded by participants' departments, reported in 137 responses to LTE)



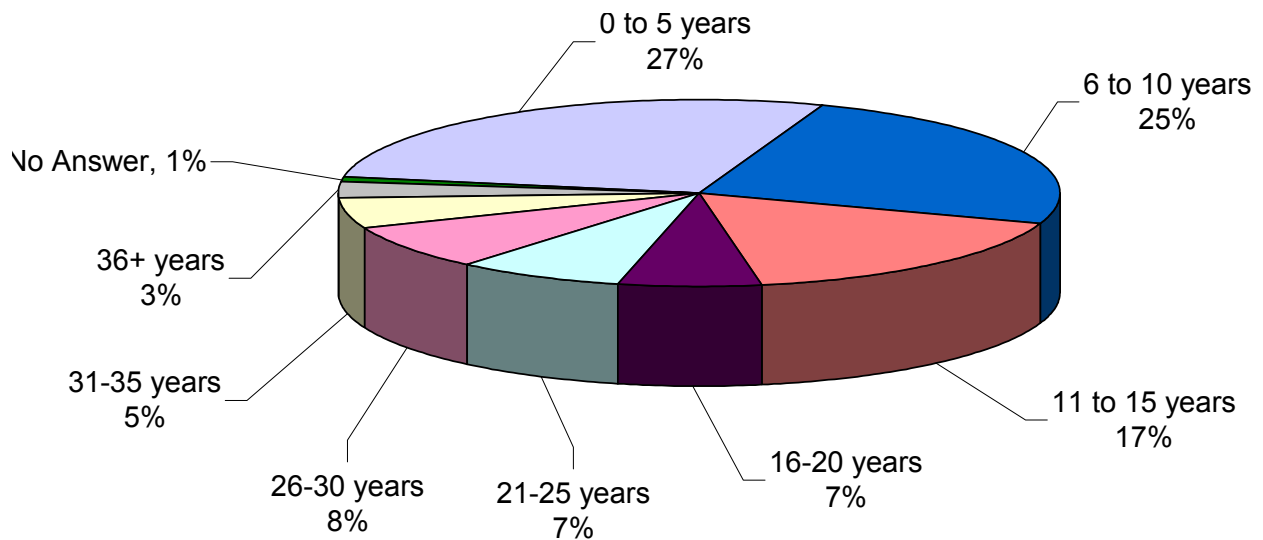
» *There was broad representation among faculty ranks*

(Participants' faculty rank, reported in 137 responses to LTE)



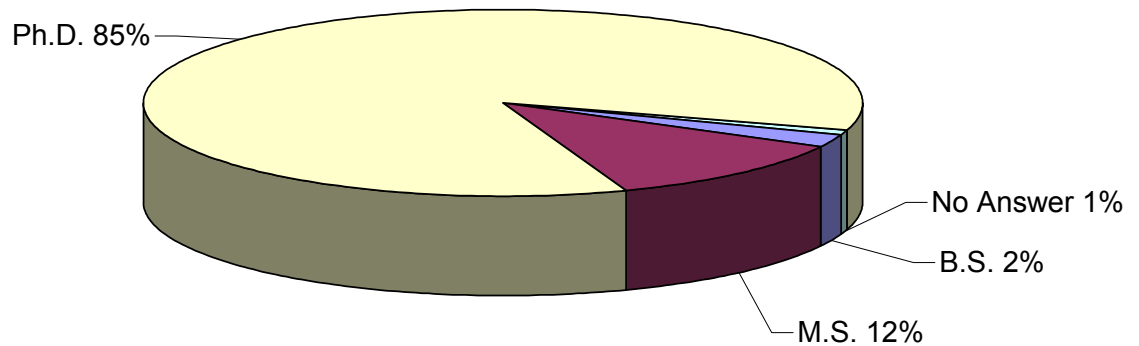
» *Participants have a broad distribution of teaching experience, with good representation of less-experienced instructors.*

(Participants' ethnicity, reported in 137 responses to LTE)



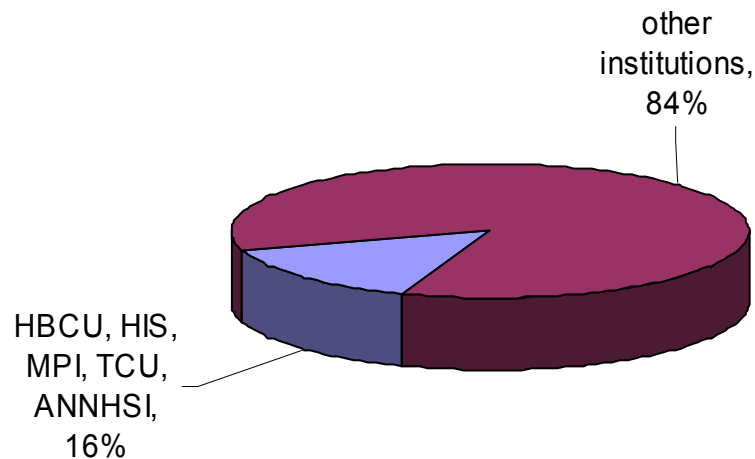
» *85% of participants hold a Ph.D.*

(Highest degree received by participants, reported in 137 responses to LTE)



» 16% of participants represented Historically Black Universities and Colleges (HBCU), Minority-Serving Institutions (MSI), Hispanic-Serving Institutions (HIS), Tribal Colleges or Universities (TCU), or Alaska Native and Native Hawaiian Serving Institutions (ANNHSI).

(Source: Coding of home institutions on all participants, 2001-2005;
<http://cdmrp.army.mil/funding/pdf/mibcrp120803.pdf>)



Comment/Analysis. The minority participant distribution given above closely follows that of science and engineering doctorate holders employed in universities and four-year colleges taken from the NSF document *Women, Minorities, and Persons with Disabilities in Science and Engineering, 2004* (data is for 2001.): African American 3.1 %; Hispanic 3.3 %; Asian/Pacific Islander: 10.5 %; American Indian/Alaskan Native 0.4 %. Participant's home institutions were classified as HBCU, MSI, HIS, TCU, ANNASI institutions according to <http://cdmrp.army.mil/funding/pdf/mibcrp120803.pdf>)